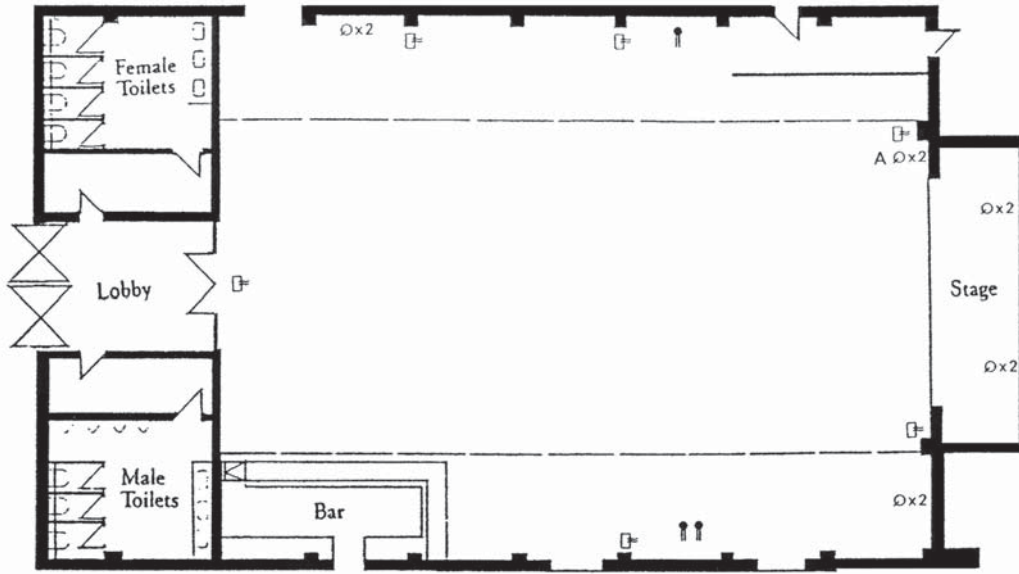




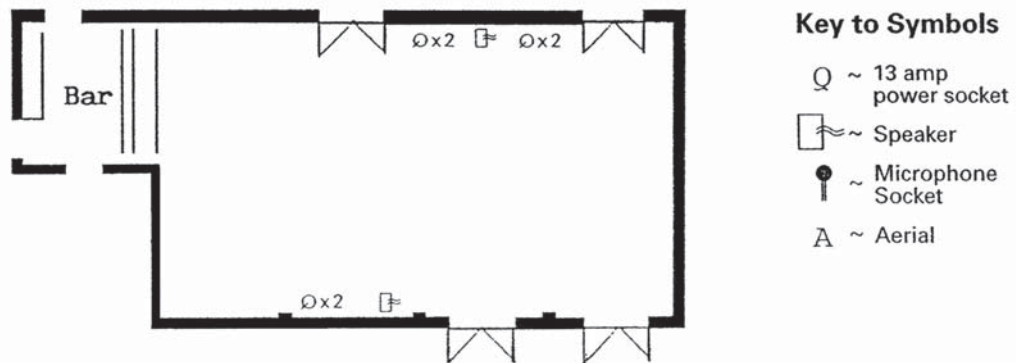
HATHERLEY
MANOR
HOTEL

ROOM PLANS



HATHERLEY



CHESTNUT



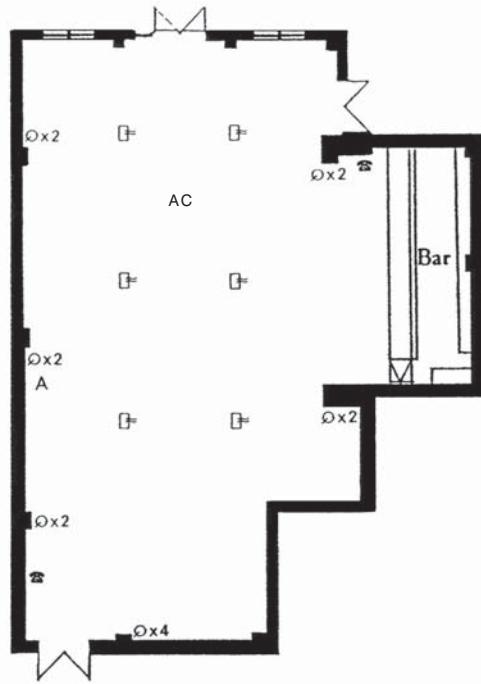
Key to Symbols

- \varnothing ~ 13 amp power socket
-  ~ Speaker
-  ~ Microphone Socket
- A ~ Aerial

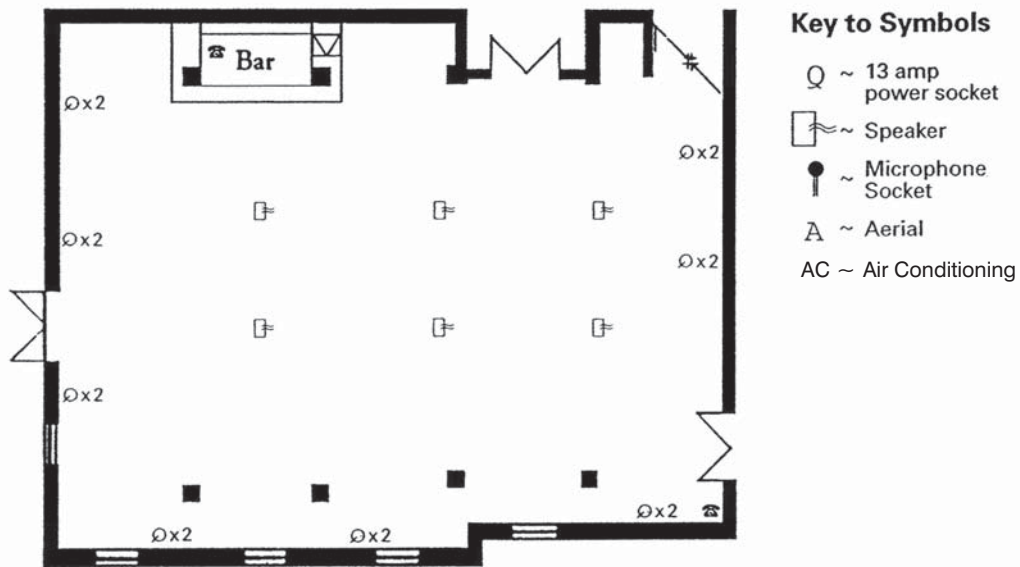
	Length	Width	Sq. M	Height Max.	Height Min.
HATHERLEY	21m	15.30m	303	3.80m	2.70m
CHESTNUT	11.60m	6.60m	76	2.60m	

	Boardroom	Theatre Style	Classroom Style	U Shape	Round Tables	Top Table	Herring Bone	Cocktail Reception	Square Metres
HATHERLEY	70	300	110	65	260	200	270	500	303
CHESTNUT	24	60	24	30	40	40	50	100	76

MOAT



MULBERRY

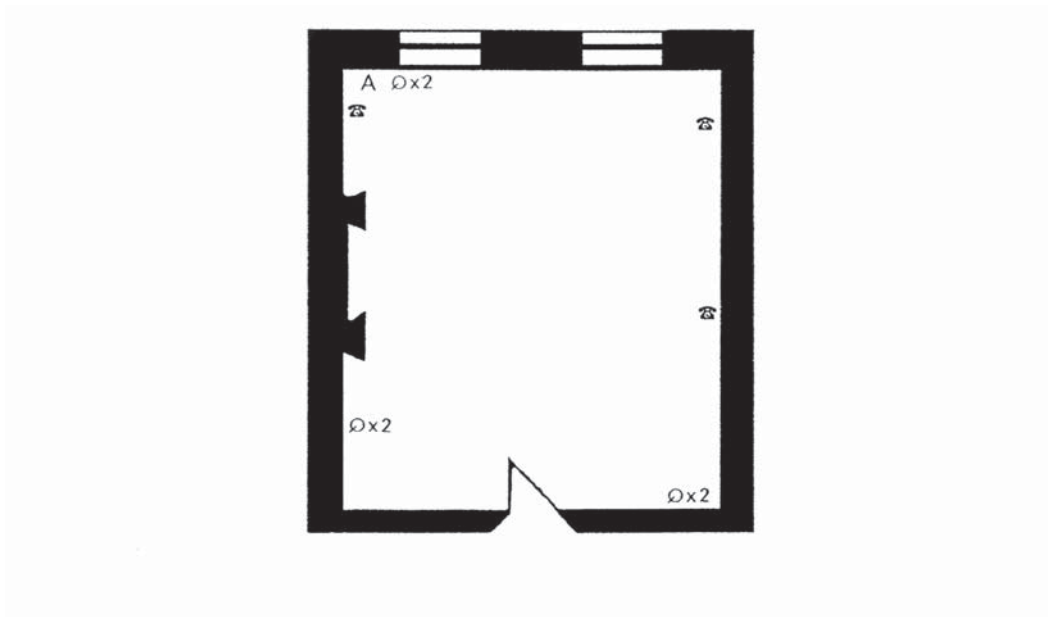


- Key to Symbols**
- Q ~ 13 amp power socket
 - ~ Speaker
 - ~ Microphone Socket
 - A ~ Aerial
 - AC ~ Air Conditioning

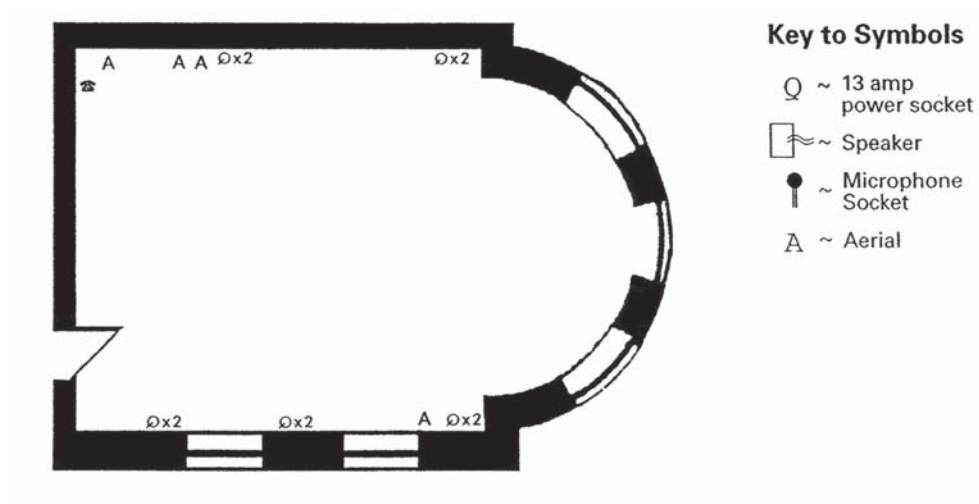
	Length	Width	Sq. M	Height Max.	Height Min.
MOAT	16.15m	8.50m	151	2.80m	
MULBERRY	16m	12m	182	2.70m	

	Boardroom	Theatre Style	Classroom Style	U Shape	Round Tables	Top Table	Herring Bone	Cocktail Reception	Square Metres
MOAT	50	130	70	50	100	80	90	200	151
MULBERRY	50	130	70	50	100	80	120	200	182

OAK



REDWOOD



Key to Symbols

- Q ~ 13 amp power socket
- Speaker symbol ~ Speaker
- Microphone socket symbol ~ Microphone Socket
- A ~ Aerial

	Length	Width	Sq. M	Height Max.	Height Min.
OAK	6.20m	4.50m	28	3.10m	
REDWOOD	7m	5.30m	28	3.70m	

	Boardroom	Theatre Style	Classroom Style	U Shape	Round Tables	Top Table	Herring Bone	Cocktail Reception	Square Metres
OAK	14	-	-	12	12	-	-	20	28
REDWOOD	22	-	-	-	-	-	-	50	37



HATHERLEY MANOR HOTEL

Down Hatherley Lane · Gloucester · Gloucestershire GL2 9QA
 Telephone 01452 730217 · Fax 01452 731032 · www.hatherleymanor.co.uk